







Quadro up&down

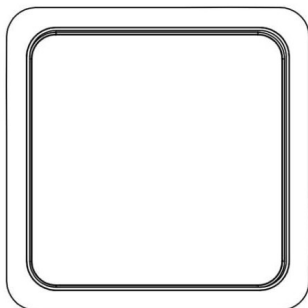
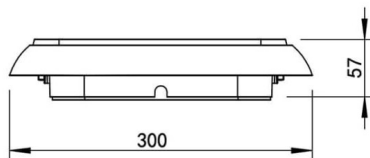


| | |
|------------------|--|
| Código artículo | 86.SD10.1303.02 |
| Tipo de producto | Indoor |
| Categoría | Downlights de superficie |
| Familia | Quadro |
| Subfamilia | Quadro up&down |
| Pictograms |       |

Dimensions

Product dimensions (mm) L300xW300xH57mm

Esquema



Producto

| | |
|------------------------------|--------------------|
| Potencia real (W) | 8/10/15 |
| Flujo luminoso real (lm) | 960/1200/1800 |
| Eficacia luminosa (lm/W) | 120 |
| Ángulo de apertura | 150º down, 110º up |
| IP | 54 |
| Equipo | DALI |
| Power Factor | >0,9 |
| Temperatura de color (K) | 3000/4000/6000 |
| Consistencia de color (SDCM) | SDCM3 |
| CRI | >80 |
| IK | IK10 |